

# C10-A1x

## 5-pin, Interface relays, 1-pole, plug-in, faston

<b>Type</b>	<b>C10-A1x/ ... V</b> Standard relay, 1 change-over contact		
<b>Maximum contact load</b>	<b>10 A/250 V AC1</b>	<b>0,5 A/110 V DC1</b>	
	<b>10 A/30 V DC1</b>	<b>0,2 A/220 V DC1</b>	
	<b>13A /250V AC1</b>		
<b>Recommended minimum contact load</b>	<b>1 mA/10 V</b> (with 10 µ Au)		
	<b>10 mA/10 V</b> (standard contact)		

### Contacts

Material	Standard	Code 0	AgNi
	Optional	Code 8	AgNi+ 10 µ Au
	Optional	Code 5	Ag Sn O
Rated current	10 A		
Switch-on current max. (20 ms)	30 A		
Switching voltage max.	250 V		
AC load	2,5 kVA		
DC load	see fig. 2		

### Coil

Coil resistance	see table; tolerance ± 10 %
Pick-up voltage	≥ 0,8 x U <sub>N</sub>
Release voltage	≥ 0,1 x U <sub>N</sub>
Nominal power	1,1 VA (AC)/0,7 W (DC)

### Coil table

VAC	Ω	mA	VDC	Ω	mA
24	290	45	12	224	53
48	1200	23	24	742	32
115	7.300	9,5	48	3.500	13,7
230	28.800	4,7	110	19.900	5,5

### Insulation

	Volt rms, 1 min
Contact open	1000 V
Contact/coil	5 kV
Insulation resistance at 500 V	≥1 GΩ
Insulation, IEC 61810-5	4 kV/3

### Specifications

Ambient temperature operation/storage	-40 (no ice)...60 °C / -40 ... 80 °C
Pick-up time/bounce time	10 ms/1 ms
Release time/bounce time	5 ms/3 ms
Mechanical life	AC: 10 Mill./DC: 20 Mill. switching cycles
AC voltage endurance at rated load	≥100000 switching cycles
Switching frequency at rated load	≤ 1200/h
Protection class	IP40
Weight	21 g

### Standard types

<b>AC 50 Hz/60 Hz: 24, 48, 115, (120), 230, (240)</b>	<b>C10-A10/AC ... V</b>	<b>C10-A18/AC ... V</b>	<b>C10-A15/AC ... V</b>
<b>LED</b>	<b>C10-A10X/AC ... V</b>	<b>C10-A18X/AC ... V</b>	<b>C10-A15X/AC ... V</b>
<b>RC suppressor</b>	<b>C10-A10R/AC...V</b>	<b>C10-A18R/AC...V</b>	<b>C10-A15R/AC...V</b>
<b>DC 12, 24, 48, 110</b>	<b>C10-A10/DC ... V</b>	<b>C10-A18/DC ... V</b>	<b>C10-A15/DC ... V</b>
<b>LED</b>	<b>C10-A10X/DC ... V</b>	<b>C10-A18X/DC ... V</b>	<b>C10-A15X/DC ... V</b>
<b>Free wheeling diode</b>			
<b>Polarity and free wheeling diode</b>	<b>C10-A10FX/DC...V</b>	<b>C10-A18FX/DC...V</b>	<b>C10-A15FX/DC ... V</b>
<b>AC/DC bridge rectifier 24 V, 48 V</b>	<b>C10-A10BX/UC ... V</b>	<b>C10-A18BX/UC ... V</b>	<b>C10-A15BX/UC ... V</b>
"..." Enter the voltage for full type designation			

### Accessories

Socket:	<b>S10, S10-M, S10-K</b>
---------	--------------------------



### Connection diagram

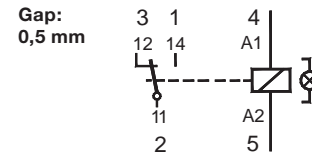


Fig. 1 AC voltage endurance

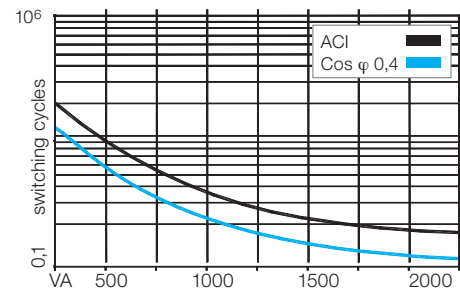
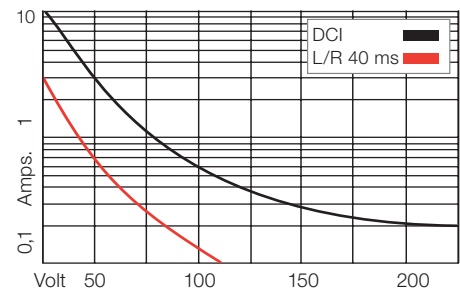
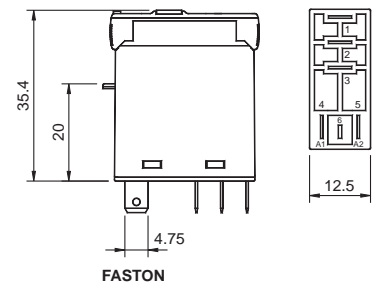


Fig. 2 DC load limit curve



### Dimensions [mm]



### Technical approvals, conformities



IEC 61810; EN 60947